



HWN WALL EC

FAN COIL
FOR WALL MOUNTING



SOMETHING DIFFERENT

GB



HWN WALL EC

FAN COIL FOR WALL MOUNTING

Very low noise fan coils, equipped with remote control or wall controller.

The HWN series water fan coils adapt with a completely innovative design to environments where design, size and low noise are the main requirements.

EASY CONNECTIONS

CONNECTION TO THE TWO PIPE SYSTEM IS EASY, THANKS TO THE PRE-INSULATED FLEXIBLE HOSES. THE ADJUSTMENT VALVE IS ALSO INTEGRATED IN THE UNIT, READY FOR USE.

BMS COMPATIBLE

POSSIBILITY OF REMOTE CONTROL VIA MODBUS PROTOCOL, ALSO IN COMBINATION WITH ALL THE OTHER AERTESI TERMINAL UNITS. NCU OPTIONAL CONTROL WITH SIMPLIFIED FUNCTIONS, WITH PROVISION FOR CONTROL VIA EXTERNAL COMMANDS. THE CONTROLLERS ARE EASILY INTERCHANGEABLE UPON INSTALLATION OR ORDERING.

QUALITY POINT

HIGH EFFICIENCY HEAT EXCHANGE COIL AND BLUE-FIN TREATMENT. TANGENTIAL FAN WITH BLDC MOTOR. SOPHISTICATED, STYLISH DESIGN ALSO IDEAL FOR THE MOST AESTHETICALLY DEMANDING HOME SETTINGS. HIGH QUALITY OF PLASTIC PARTS: NO DEFORMATION EVEN AT WATER TEMPERATURES UP TO 70°C.

HEALTH AND COMFORT

THE AIR FILTER IS REMOVABLE AND CAN BE SANITIZED TO PREVENT THE SCATTERING OF DUST AND ALLERGENS. ADJUSTABLE AIR FLOW, FOR IMPROVED AIR DELIVERY COMFORT THROUGH A MOTORIZED BAFFLE TO GUARANTEE EFFICIENT DISTRIBUTION OF THE AIR FLOW IN THE ROOM AND PREVENT UNPLEASANT DRAFTS.

MAINTENANCE MADE EASY

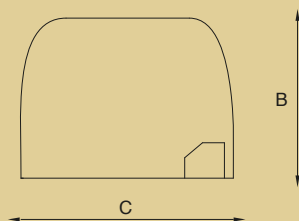
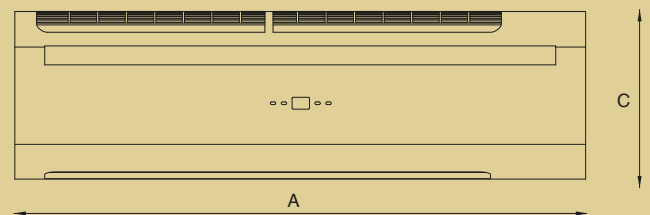
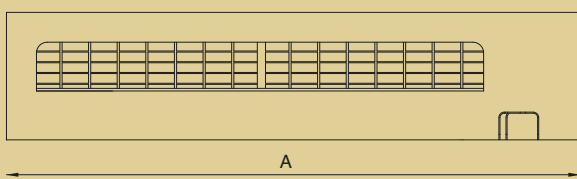
EASY ACCESS TO THE AIR FILTER, FOR REPLACEMENT OR CLEANING AND TO THE EXCHANGE COIL FOR SANITIZATION.

EC MOTOR

		25			30			40		
		min	med	max	min	med	max	min	med	max
Speed										
Air flow	m3/h	290	370	500	370	500	645	570	740	788
COOLING - air 27°C dry bulb, 19°C wet bulb - water inlet 7°C, outlet 12°C										
Total capacity	kW	1.42	1.62	2.10	1.86	2.47	3.01	2.66	3.26	3.71
Sensitive capacity	kW	1.15	1.34	1.81	1.35	1.81	2.22	1.94	2.40	2.74
Water flow rate	l/h	244	279	361	319	423	517	456	559	638
Δp (water)	kPa	13.2	16.6	27.5	15.6	27.5	38.5	28	40	50
HEATING - air 20°C - water inlet 45°C, outlet 40°C										
Capacity	kW	1.69	2.07	2.65	2.07	2.65	3.25	3.12	3.86	4.06
Water flow rate	l/h	291	356	456	356	456	559	537	664	698
Δp (water)	kPa	12.8	17.8	29	16.5	27.6	38.9	32.1	46.4	51.5
MOTOR ELECTRIC POWER DRAW										
Power draw	W	8	10	13	10	15	22	13	20	30
Max power draw	A	0.11			0.19			0.26		
SOUND DATA										
Delivery sound power	dB(A)	37	42	49	40	43	54	46	53	58
Delivery sound pressure (*)	dB(A)	28	33	40	31	34	45	37	44	49

(*) = the sound pressure levels are lower than power levels by 9 dB(A) for a 100 m³ space and a reverberation time of 0.5 sec.

DIMENSIONAL DWGS



SIZE	A	B	C	WEIGHT Kg
25	875	220	300	13
30	875	220	300	13
40	875	220	300	14

A = length mm
B = height mm
C = depth mm

INLET AND OUTLET WATER FITTING: 12.70 (Ø 1/2) MM

HYDRAULIC CONNECTORS: FEMALE TYPE

Aertesi srl
Viale della Tecnica, 6/a
35026 Conselve (PD) ITALY

t. +39.049.9501109
f. +39.049.9500823

www.aertesi.com
info@aertesi.com

